

全国免费服务热线  
National Free Service Hotline

**400-8813-578**



**德尔法电梯有限公司**  
Delfar Elevator Co.,Ltd.

地址：浙江省湖州市环渚路915号  
Add: No.915, Huanzhu Road, Huzhou, Zhejiang, China  
电话(Tel): +86-572-2090666(Chinese Speaking)  
+86-572-2235922(English Speaking)  
传真(Fax): +86-572-2090505(Chinese)  
+86-572-2235912(English)  
邮编(P.C): 313000  
E-mail: delfar@delfar.cn  
Http://www.delfar.cn

本印刷品仅供参考。本印刷品所载信息就产品及其特殊用途之适用性、适用性、品质或任何采购协议条款不构成任何明示或暗示的担保或承诺。  
The printed products are for reference only. The company has the right to change the designs and specifications of the products at any time. The information contained in the printed products does not constitute any express or implied guarantees or commitments for the products and its applicability, merchantability, and quality of special purposes, or any terms of Procurement Agreement.

2016年4月版  
Ver.201604

**DELFA**  
德尔法电梯



**OBSERVATION ELEVATOR**

**观光电梯** Delfar lifts you UP  
世界向前，科技向上

**德尔法电梯有限公司**  
Delfar Elevator Co.,Ltd.

Delfar Elevator--Safe, Hi-tech, Efficient

## 德尔夫法电梯 —— 安全 科技 高效

高楼林立的城市，见证着日新月异的时代，  
诉说着现代人智慧、创新的故事.....

A city of skyscrapers , witnesses the fast-changing era  
Tells the story of modern wisdom and innovation

## 德尔夫法观光电梯 城市流动的“眼睛”

我们孜孜不倦地乘行其中，感受耀目晶光的现代灵感之弧  
聆听，眺望，触摸

当流动的线条遇上理性的科技，才发现，城市原来与我们如此亲近  
德尔夫法观光电梯，如同被赋予了生命般生生不息  
流动之中体现安全和高效，定义了城市新空间

## Delfar observation elevator the flowing eyes of city

We diligently ride among them, feeling the dazzling crystal light arc of  
modern spirit listening, overlooking and touching.

When the flow lines meet rational science and technology, we discovered  
that it is so close between the city and us.

Delfar observation elevator thrives as it is endowed with life, reflects its safe  
and efficient as flow, defines the new urban space.



## Company introduction

### 公司介绍

德尔夫电梯有限公司是集电梯设计、制造、销售、安装与维保于一体的专业型电梯企业。公司地理位置极其优越，交通便捷，辐射广阔，以江南为中心，致力成为服务全球的最佳交通解决方案提供商。

公司严格按照ISO9001质量体系标准和欧洲标准组织生产，配备了世界一流的全套数控加工设备、机器焊接等自动化装备和精密的检测仪器，并依托全球领先的电梯控制技术，确保了产品品质的精湛卓绝，打造了无与伦比的电扶梯精品，奠定了企业雄厚的制造实力。

公司为满足客户多样化的需求，开发了乘客电梯、观光电梯、病床电梯、家用电梯、载货电梯、汽车电梯、小机房电梯、无机房电梯、自动扶梯和自动人行道等系列产品，并凭借其完善的全球化市场服务网络，为世界建筑楼宇提供了安全、科技、高效的解决之道，赢得了众多客户的信赖，建立了品牌极高的知名度和美誉度。

Delfar Elevator Co., Ltd. is a specialized elevator enterprise that designs, manufactures, sells, installs, maintains the elevators. The company enjoys a predominant geographical location, convenient transportation, broad market. Centered on Jiangnan, Delfar is committed to become the best transportation service solution provider of the globe.

The company strictly accords with the ISO9001 Quality System and European standard to organize the manufacture. Equipped with a full set of world-class numerical control machining equipment, automation equipment including welding machine and precise detecting instrument, relied on advanced world's leading elevator control technology, the company ensures excellent quality and creates incomparable elevators and escalators, which lays the foundation of solid manufacturing strength.

In order to satisfy customer's diversified requirements, we produce Passenger elevator, Observation elevator, Bed elevator, Home elevator, Freight elevator, Car elevator, SMR elevator, MRL elevator, Escalator and Moving walk etc. With perfect global marketing services network, Delfar provides a safe, technological, high efficient solution to the buildings of the world and wins the trust of numerous customers, establishing high popularity and reputation of the brand.

公司以客户为本，关注从设计、制造、安装到维保服务的整个电梯生命周期，为此，从人才出发，建立了专业型的人才体系和严谨科学的管理体系，采用了集CAD、CAM、ERP为一体的综合网络管理系统和“5S1A”的现场管理模式，为全球客户提供持续创新的产品解决方案和服务。

未来，德尔夫电梯将继续秉承“互惠共赢”的价值观和“诚信经营、不断进取、奉献社会”的经营理念，竭诚为客户提供尽善尽美的运载产品和服务，成为客户的信赖伙伴。

Customer oriented, the company pays attention to the whole life cycle of lift from design, manufacture, installation to maintenance service. For this reason and based on talent, the company establishes a professional talent system and rigorous and scientific management system. With comprehensive network management system which integrates CAD, CAM, ERP into one and "5S1A" site management mode, the company provides continuous innovative product solutions and services to the global customers.

In the future, Delfar elevator will continue to adhere its value "mutually-beneficial and win-win cooperation" and business ideas "honest Management, Continuous progress and dedicate to society", Wholeheartedly provide customers with perfect transport products and services, becoming a reliable partner with our customer.



## Science, flows for city-- observation elevator

### 科技，“旨”为城市流动—观光电梯

德尔法系列观光电梯产品，通过数字化美学彰显科技力量，精雕细琢打造完美工艺，旨在为乘客提供最安全舒适的乘坐体验，让您在闲暇之中获得最美丽的意外，实现人们渴望从流动的视觉俯瞰城市的心情。

Through the digital aesthetic power of science and technology, Delfar series observation elevator works at perfect process with great care. It can offer passengers a safe and comfortable ride, a beautiful serendipity in the leisure. It satisfies people's desire to overlook the city from a flowing eyesight.

#### 尖端科技，成就稳固安全

平稳的升降，人性化的开合模式，德尔法电梯坚持用最尖端的科技来实现您的舒适乘坐体验，保障您的健康和平安。

#### High technology achieve solid security

With smooth rise and fall and humanized opening mode, Delfar elevator insist on using the most cutting-edge technology to implement your comfortable ride experience, protecting your health and safety.

#### 完美科技，实现经典柔和

精挑细选的制造材料，完美的制造工艺，在细节处体现柔和的质感，与现代科技不约而同，带您领略城市与建筑的完美品质。

#### Perfect technology realize the classic softness.


With Selective materials and perfect manufacturing process, Delfar elevator reflects soft texture in detail. Together with modern science and technology, it takes you to appreciate the perfect quality of the city and architecture.

#### 人性科技，吐露宁静平和

大面积安全玻璃，和谐安静的氛围，给您最舒适的空间尽情地畅所欲言，能够多角度地饱览这座城市垂直流动着的别致风景。

#### Humanized science and technology unbosom quietness and peace

With a large area of safety glass and harmonious atmosphere, Delfar elevator give you the most comfortable space to speak freely and enable you to get a good view of the vertical flowing unique scenery of the city.



## Close technology shape the model of individualistic glamour

### 贴心科技， 塑造个性化魅力典范

德尔法观光电梯采用最尖端的永磁同步无齿轮曳引技术，其自动照明技术、双32位微机电梯控制系统、数字化变频技术等充分考虑人性化的需求，为您提供最舒适的乘坐体验，广泛应用于商场、宾馆、办公楼、住宅楼和公共建筑等高档场所。

Delfar observation elevator applies the most sophisticated permanent magnet synchronous gearless traction machine skill. Its functions of automatic lighting technology, 32-bit microcomputer elevator control system and digital frequency conversion technology take humanized demands into full consideration, providing you with the most comfortable ride experience. It is widely used in high-grade places such as shopping malls, hotels, office buildings, residential buildings and public buildings.



#### VVVF变频门机技术

采用先进的VVVF变频控制技术运用到电梯门机系统，使得电梯在更加平稳的状态下开关门，并自动调整每楼层最适合的开关速度以确保安全可靠。开合之间，尽显尊贵。

#### VVVF door operator technology

The advanced VVVF variable frequency control technology, which is applied in the elevator's door operator system, not only makes the elevator doors open and close more stable, but also automatically adjusts the switching speed of each floor to ensure the elevator's safety. Nobility overflows between the opening and closing.



## 永磁同步无齿轮曳引机 Permanent magnet synchronous gearless traction machine



高效节能  
Effective and  
energy-saving



稳定可靠  
Stable and reliable



节省空间  
Space-saving



绿色环保  
Green environmental



静音舒适  
low noise and  
comfortable

将同轴转动技术、数字化变频技术和群组电脑组合控制技术有机结合，有效降低了电梯振动幅度，减少噪音和能耗，与一般传统技术相比，可节省能源。并彻底解决了传统曳引机漏油造成的环境污染问题，达到电机的免维护及环保要求。


The permanent magnet synchronous gearless traction machine combines coaxial turning technology, digital frequency conversion technology and group combination of computer control technology together, effectively reducing the vibration amplitude, noise and energy consumption of the elevator. Compared with the conventional technology, it is more energy-efficient. In addition, it completely solves environmental pollution problems caused by the traditional traction machine's oil leakage, meeting the requirements of free-maintenance and environmental protection of the traction machine.



## Advanced technology creates a new riding experience 先进技术，创造全新的乘坐体验

德尔法观光电梯依托可选配的系统监视接口，在对电梯进行维护的同时，利用其故障自诊和存储功能，迅速排除偶然故障，在业内首先提出“从面向时间到面向需要”的预防性维保新概念，大幅提高您的使用性价比。

Depending on the optional system monitoring interface, Delfar observation elevator does maintenance, at the same time, it eliminates occasional glitches with its functions of fault self-diagnosis and storage. It first proposed the preventive maintenance oriented concept "from time-based to demand-based" in the industry, raising your usage ratio in a large margin.



### 群控管理系统

即多台电梯的集中控制，系统用最佳算法计算出每时每刻哪台电梯响应召唤信号最经济和合理，从而分配最适合的电梯去响应，缩短乘客候梯时间，节约电能，提高运行效率。

#### Group control management system

It is a centralized control of many elevators. The system calculates which elevators' answer to the signal is the most economic and reasonable at all time with the optimal algorithm, then allocates the most appropriate elevator to respond. In this way, the elevator can shorten the passengers' waiting time, save the energy and improve the operation efficiency.

### 自动照明

当电梯在无人使用时，轿厢内照明自动熄灭，接到任何召唤命令后自动打开，非常灵活，充分节约了电能的消耗。

#### Automatic illumination

When the elevator is out of use, the light in the car automatically closed. When receives any call order, it will automatically open. The automatic illumination is very flexible and can fully save electricity.

### 光幕保护，安全屏障

德尔法电梯将人员安全作为第一优先考量，利用灵敏密集的红外光幕，在电梯门口形成光幕保护安全网，对于任何进入其控制平面的人或物体能做出灵敏的反应，安全性能高。

#### Photocell protection, a safety barrier

Delfar observation elevator gives first priority to the personnel safety. With sensitive and concentrative infrared light curtain, it forms optical curtain protection safety net at the lift door. It sensitively reacts to any person or object that enters into the probing plane. It is of high security properties.

### 语音报站

电梯在每次平层过程中，利用语音装置告知乘客即将到达的层楼，在每次关门时，报站器会预报电梯接下去运行的方向，运行和谐自然。

#### Voice announcer

When the elevator is in flat layer, it can use voice device to inform passengers the arriving floors. Before the door closed, the announcer will forecast the next operation direction of the elevator. It runs harmoniously and naturally.



## Observation elevator car decoration

### 观光电梯轿厢装潢



D16906

#### 方形观光电梯（后壁观光） Square observation elevator (rear wall sightseeing)

上下罩：发纹不锈钢  
 观光壁：夹胶玻璃，后壁观光  
 吊 顶：镜面不锈钢，LED灯，亚克力灯饰  
 轿 壁：发纹不锈钢  
 扶 手：不锈钢圆管扶手  
 地 板：PVC（可选配大理石）

Upper/lower shades: Hairline St. St.  
 Sightseeing wall: Glue-compressed glass, rear wall sightseeing  
 Ceiling: Mirror St. St., LED light, acrylic lighting decoration  
 Car wall: Hairline St. St.  
 Handrail: Stainless steel round handrail  
 Floor: PVC (optional: marble)



D16007

#### 半圆形观光电梯 Semi-circular observation elevator

上下罩：不锈钢蚀刻，亚克力  
 观光壁：夹胶玻璃  
 吊 顶：钢板烤漆，亚克力灯饰，LED灯  
 轿 壁：发纹不锈钢  
 扶 手：不锈钢圆管扶手  
 地 板：PVC（可选配大理石）

Upper/lower shades: Etched St. St. acrylic  
 Sightseeing wall: Glue-compressed glass  
 Ceiling: Steel plate baked enamel with acrylic lights, LED light  
 Car wall: Hairline St. St.  
 Handrail: Stainless steel round handrail  
 Floor: PVC (optional: marble)

## Observation elevator car decoration 观光电梯轿厢装潢




D16008

### 半圆形观光电梯 Semi-circular observation elevator

上下罩：钛金蚀刻，钢板烤漆  
 观光壁：夹胶玻璃  
 吊 顶：钢板烤漆，亚克力灯饰  
 轿 壁：钛金镜面蚀刻  
 扶 手：钛金扶手  
 地 板：PVC（可选配大理石）

Upper/lower shades: Ti-gold etched, steel plate  
 baked enamel  
 Sightseeing wall: Glue-compressed glass  
 Ceiling: Steel plate baked enamel, acrylic lighting  
 decoration.  
 Car wall: Ti-gold mirror etched St. St.  
 Handrail: Ti-gold st.st.  
 Floor: PVC (optional: marble)



D16809

### 菱形观光电梯 Diamond shape observation elevator

上下罩：钛金发纹蚀刻  
 观光壁：夹胶玻璃  
 吊 顶：镜面不锈钢，亚克力灯饰，LED灯  
 轿 壁：钛金蚀刻  
 扶 手：钛金扶手  
 地 板：PVC（可选配大理石）

Upper/lower shades: Ti-gold hairline etched St. St.  
 Sightseeing wall: Glue-compressed glass  
 Ceiling: Mirror St. St. with acrylic lighting decoration,  
 LED light.  
 Car wall: Ti-gold etched St. St.  
 Handrail: Ti-gold St. St.  
 Floor: PVC (optional: marble)



# Observation elevator car decoration 观光电梯轿厢装潢



**D16810**

## 船形观光电梯 Ship shape observation elevator

上下罩：发纹不锈钢，镜面不锈钢  
 观光壁：夹胶玻璃  
 吊 顶：不锈钢框架，玻璃，灯带，筒灯  
 轿 壁：发纹不锈钢框架，磨砂玻璃，灯带  
 扶 手：不锈钢圆管  
 地 板：PVC（可选配大理石）

Upper/lower shades: Hairline St. St. mirror St. St.  
 Sightseeing wall: Glue-compressed glass  
 Ceiling: Stainless steel frame with glass, lights strip and down lights  
 Car wall: Hairline St. St. frame with ground glass and lights strip  
 Handrail: Stainless steel round handrail  
 Floor: PVC (optional: marble)

**D16911**

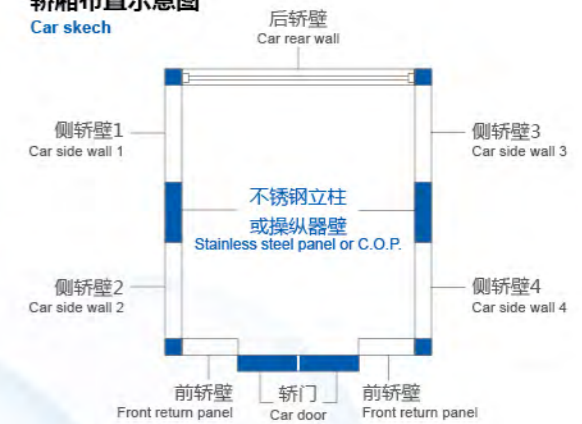


## 方形观光电梯 Square observation elevator

上下罩：钢板烤漆  
 观光壁：夹胶玻璃  
 吊 顶：镜面不锈钢，亚克力，筒灯  
 轿 壁：发纹不锈钢  
 扶 手：不锈钢圆管  
 地 板：PVC（可选配大理石）

Upper/lower shades: Steel plate baked enamel  
 Sightseeing wall: Glue-compressed glass  
 Ceiling: Mirror St. St. acrylic lighting decoration with down lights  
 Car wall: Hairline St. St.  
 Handrail: Stainless steel round handrail  
 Floor: PVC (optional: marble)

轿厢布置示意图  
Car sketch



轿厢布置列表  
Car internal finish list

观光梯类型代号 Car model	观光类型 Type	各部件材料（参考示意图） Car internal finish list (By referring to the above sketch)						
		后轿壁 Car rear wall	侧轿壁1 Car side wall 1	侧轿壁2 Car side wall 2	侧轿壁3 Car side wall 3	侧轿壁4 Car side wall 4	前轿壁 Front return panel	轿门 Car door
D16911-3A	三面观光 3-sides sightseeing	夹胶玻璃 Glue-compressed glass	夹胶玻璃 Glue-compressed glass	夹胶玻璃 Glue-compressed glass	夹胶玻璃 Glue-compressed glass	夹胶玻璃 Glue-compressed glass	不锈钢 Stainless steel	不锈钢门 Stainless steel door
D16911-3B		夹胶玻璃 Glue-compressed glass	夹胶玻璃 Glue-compressed glass	不锈钢 Stainless steel	夹胶玻璃 Glue-compressed glass	不锈钢 Stainless steel	不锈钢 Stainless steel	不锈钢门 Stainless steel door
D16911-4A	四面观光 4-sides sightseeing	夹胶玻璃 Glue-compressed glass	夹胶玻璃 Glue-compressed glass	夹胶玻璃 Glue-compressed glass	夹胶玻璃 Glue-compressed glass	夹胶玻璃 Glue-compressed glass	夹胶玻璃 Glue-compressed glass	有框玻璃门 Glass door
D16911-4B		夹胶玻璃 Glue-compressed glass	夹胶玻璃 Glue-compressed glass	夹胶玻璃 Glue-compressed glass	夹胶玻璃 Glue-compressed glass	夹胶玻璃 Glue-compressed glass	不锈钢 Stainless steel	有框玻璃门 Glass door
D16911-1R	单面观光 1-side sightseeing	夹胶玻璃 Glue-compressed glass	不锈钢 Stainless steel	不锈钢 Stainless steel	不锈钢 Stainless steel	不锈钢 Stainless steel	不锈钢 Stainless steel	不锈钢门 Stainless steel door

注：由于印刷工艺的限制，实际加工的颜色可能与目录略有不同，最终造型可根据实际材料和色样决定。  
 Note: Because of restrictions in aspect of printing craft and technology, there will be slight difference between colors in this catalogue, the final model selection can be decided according to the actual material and color specimen.

# Signalization 信号系统


操纵箱  
C.O.P



D36153  
(标配 Standard)

发纹不锈钢面板, 点阵红显示  
Hairline St.St. faceplate, dot matrix display in red

嵌入式呼梯盒  
Embedded L.O.P



D35155  
单梯 (标配)  
Simplex (Standard)

D35156  
并联  
Duplex

壁挂式呼梯盒  
Surface mounted L.O.P



D35169  
单梯  
Simplex


D35170  
并联  
Duplex

残疾人操纵箱  
C.O.P for the disabled



D36071

方向显示  
Direction lantern



D35035

D35036

楼层显示  
Hall horizontal indicator



D35131

呼梯盒 (不带显示)  
L.O.P (No indicator)



D35057

注: 除标配外, 其它均为选配  
Note: In addition to the standard configuration, all the others are optional configurations


操纵箱  
C.O.P



D36172  
(标配 Standard)

发纹不锈钢面板, 点阵红显示  
Hairline St.St. faceplate, dot matrix display in red

嵌入式呼梯盒  
Embedded L.O.P



D35175  
单梯 (标配)  
Simplex (Standard)

D35176  
并联  
Duplex

壁挂式呼梯盒  
Surface mounted L.O.P



D35117  
单梯  
Simplex


D35118  
并联  
Duplex

残疾人操纵箱  
C.O.P for the disabled



D36032

方向显示  
Direction lantern



D35035

D35036

楼层显示  
Hall horizontal indicator



D35131

呼梯盒 (不带显示)  
L.O.P (No indicator)



D35030

注: 除标配外, 其它均为选配  
Note: In addition to the standard configuration, all the others are optional configurations

# Small machine room observation elevator construction parameter

## 小机房观光电梯土建参数

### Observation elevator decoration 观光电梯装潢

PVC地板 PVC floor



D61011



D61012



D61615



D61616

大理石地板 Marble floor



D62006

米黄大理石  
Beige marble



D62007

棕色及米黄大理石  
Brown and beige marble



D62617

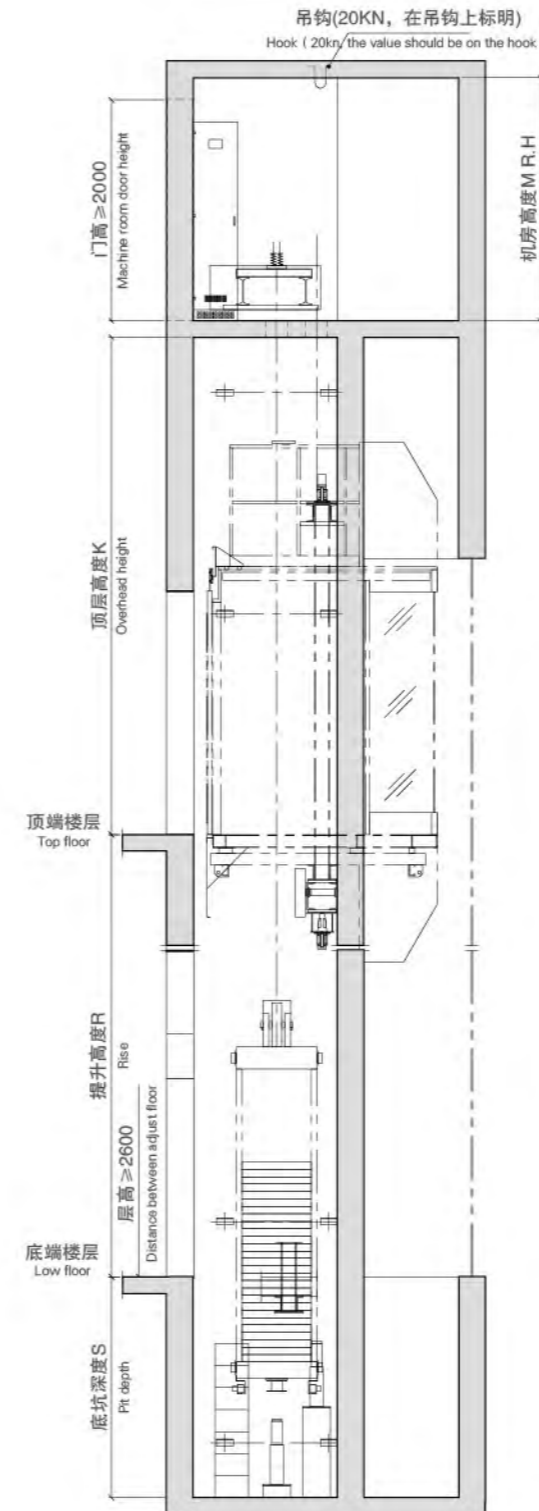
浅啡大理石  
Emperor light marble



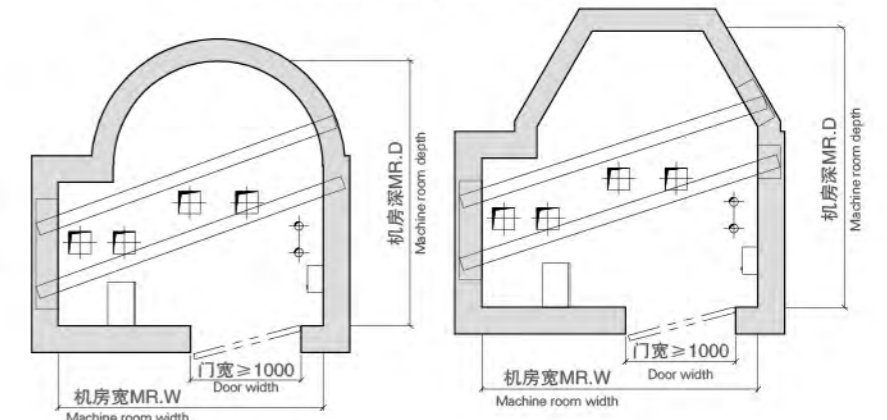
D62618

浅棕色及米黄大理石  
Light brown and beige marble

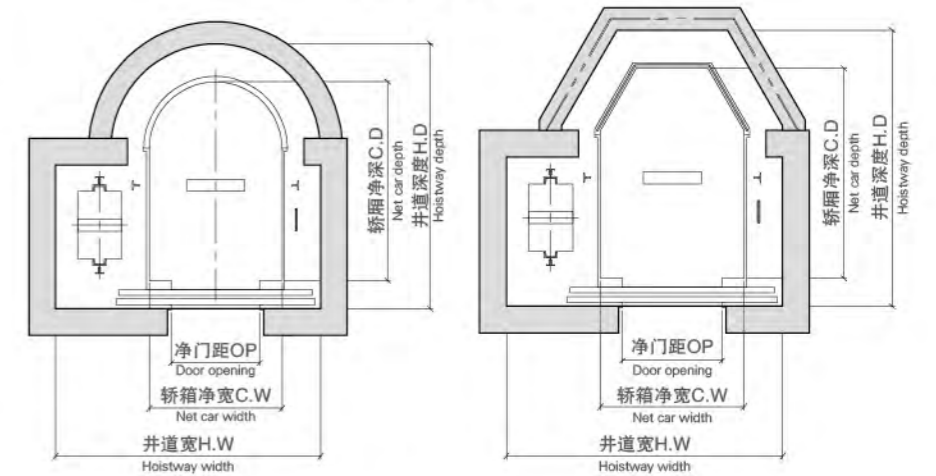
井道立面图  
Hoistway vertical section



机房平面布置图  
Machine room plane layout



井道平面布置图  
Hoistway plane layout



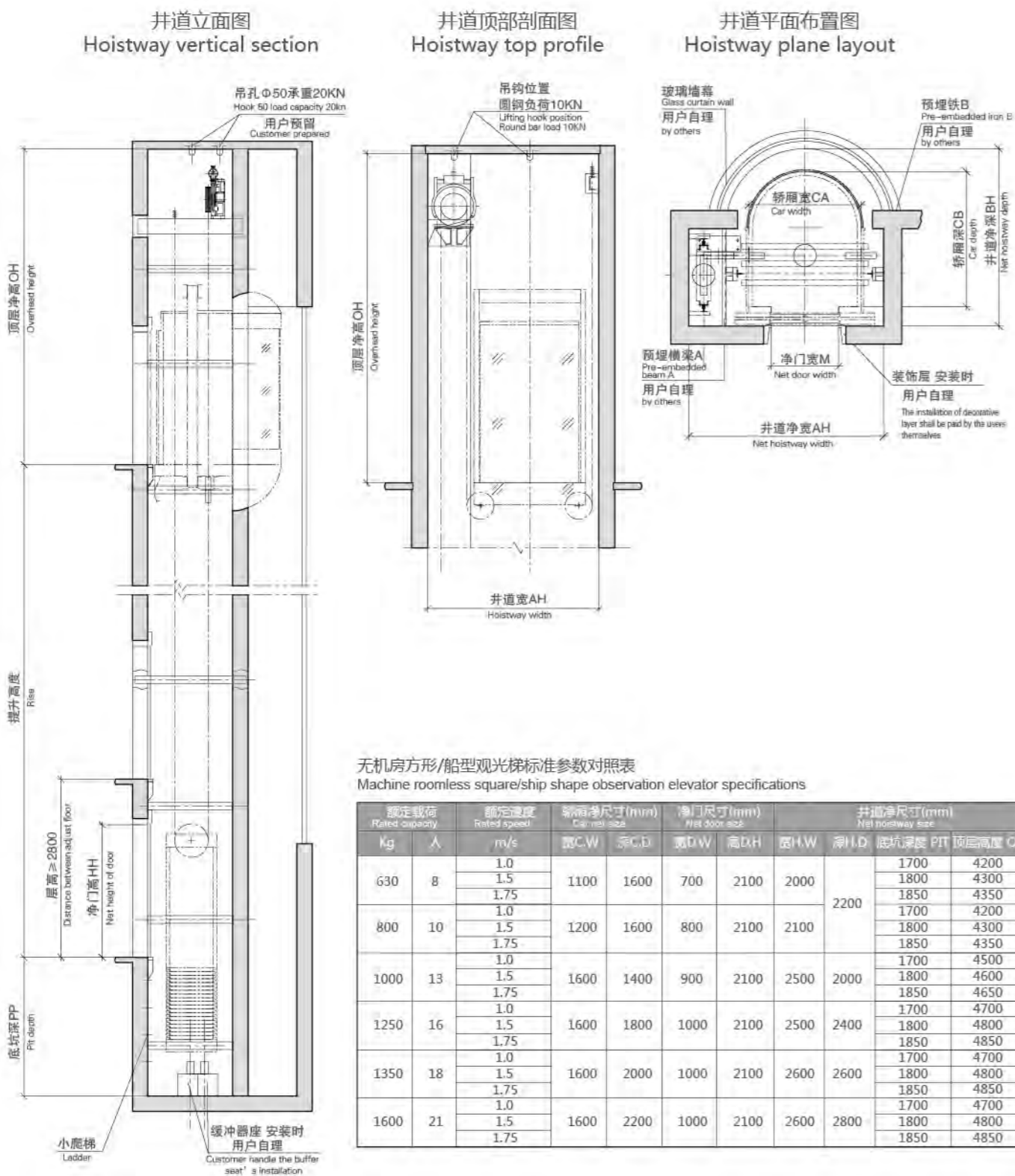
小机房方形/船型观光梯标准参数对照表  
Small machine room square/ship shape observation elevator specifications

额定载重 Rated capacity Kg	额定速度 Rated speed m/s	轿厢净尺寸(mm) Car net size		净门尺寸(mm) Net door size		井道净尺寸(mm) Well hoistway size			机房(mm) Machine room				
		宽C.W	深C.D	宽D.W	深D.H	宽H.W	深H.D	顶层高度 Pit	宽W	深D	高H		
630	8	1.0	1100	1600	700	2100	2000	2200	1700	4200	2200	3000	2500
		1.5											
		1.75											
		2.0											
		2.5											
		1.0											
800	10	1.5	1200	1600	800	2100	2100	2200	1700	4200	2400	3000	2500
		1.75											
		2.0											
		2.5											
		1.0											
		1.5											
1000	13	1.5	1600	1400	900	2100	2500	2000	1700	4500	2500	3200	2500
		1.75											
		2.0											
		2.5											
		1.0											
		1.5											
1250	16	1.5	1600	1800	1000	2100	2500	2400	1700	4500	2700	3200	2500
		1.75											
		2.0											
		2.5											
		1.0											
		1.5											
1350	18	1.5	1600	2000	1000	2100	2600	2600	1700	4700	2800	3200	2500
		1.75											
		2.0											
		2.5											
		1.0											
		1.5											
1600	21	1.5	1600	2200	1000	2100	2600	2800	1700	4700	2800	3500	2500
		1.75											
		2.0											
		2.5											
		1.0											
		1.5											

注：上述尺寸供设计参考，具体尺寸以合同签约时提供的土建图为准。  
Note: Only for reference, final manufacture please follow drawing.

# Machine roomless observation elevator construction parameter

## 无机房观光电梯土建参数



小机房圆弧/菱形观光梯标准参数对照表  
Small machine room semi-circular/diamond shape observation elevator specifications

额定载荷 Rated capacity		额定速度 Rated speed	轿厢净尺寸(mm) Car net size		净门尺寸(mm) Net door size		井道净尺寸(mm) Net hoistway size			机室(mm) Machine room				
Kg	人	m/s	宽C.W	深C.D	宽D.W	高D.H	宽H.W	深H.D	底坑深度 PIT	顶层高度 OH	宽W	深D	高H	
630	8	1.0	1100	1600	700	2100	2200	2200	2200	1700	4200	2200	3000	2500
		1.5												
		1.75												
		2.0												
		2.5												
800	10	1.0	1300	1600	800	2100	2400	2400	2400	1700	4200	2400	3000	2500
		1.5												
		1.75												
		2.0												
		2.5												
1000	13	1.0	1400	1850	900	2100	2500	2450	2450	1700	4500	2500	3200	2500
		1.5												
		1.75												
		2.0												
		2.5												
1250	16	1.0	1600	1850	1000	2100	2700	2450	2450	1700	4700	2700	3200	2500
		1.5												
		1.75												
		2.0												
		2.5												
1350	18	1.0	1700	1850	1000	2100	2800	2450	2450	1700	4700	2800	3200	2500
		1.5												
		1.75												
		2.0												
		2.5												
1600	21	1.0	1700	2100	1000	2100	2800	2700	2700	1700	4700	2800	3500	2500
		1.5												
		1.75												
		2.0												
		2.5												

无机房圆弧/菱形观光梯标准参数对照表  
Machine roomless semi-circular/diamond shape observation elevator specifications

额定载荷 Rated capacity		额定速度 Rated speed	轿厢净尺寸(mm) Car net size		净门尺寸(mm) Net door size		井道净尺寸(mm) Net hoistway size			
Kg	人	m/s	宽C.W	深C.D	宽D.W	高D.H	宽H.W	深H.D	底坑深度 PIT	顶层高度 OH
630	8	1.0	1100	1600	700	2100	2200	2200	1700	4200
		1.5								
		1.75								
800	10	1.0	1300	1600	800	2100	2400	2400	1700	4200
		1.5								
		1.75								
1000	13	1.0	1400	1850	900	2100	2500	2450	1700	4500
		1.5								
		1.75								
1250	16	1.0	1600	1850	1000	2100	2700	2450	1700	4700
		1.5								
		1.75								
1350	18	1.0	1700	1850	1000	2100	2800	2450	1700	4700
		1.5								
		1.75								
1600	21	1.0	1700	2100	1000	2100	2800	2700	1700	4700
		1.5								
		1.75								

注：上述尺寸供设计参考，具体尺寸以合同约定时提供的土建图为准。  
Note: Only for reference, final manufacture please follow drawing.

注：上述尺寸供设计参考，具体尺寸以合同约定时提供的土建图为准。  
Note: Only for reference, final manufacture please follow drawing.

# Perfect function

## 完美功能

### 标准功能

### Standard Function

功能名称 Function name	功能说明 Function elucidation
电梯变频驱动 VVVF drive	精确调整电动机转速, 令电梯启动、运行、停止时的速度曲线平稳、圆滑, 获得良好的舒适感。 Motor rotating speed can be precisely adjusted to get smooth speed curve in lift start, travel and stop and gain the sound comfort.
门机变频驱动 VVVF door operator	精确调整电动机转速, 使门机的开启、关闭更轻柔灵敏。 Motor rotating speed can be precisely adjusted to get the more gentle and sensitive door machine start / stop.
独立运行 Independent running	通过动作开关, 使电梯不响应外召, 仅响应轿内指令。 The lift can not respond to outer calling, but only respond to the command inside the car through the action switch.
满载自驶 Automatic pass without stop	当轿内挤满乘客或负载接近预定值, 为保持最大运行效率, 该轿厢将自动越过召唤层站。 When the car is crowded with the passengers or the load is close to preset value, the car will automatically pass the calling landing in order to keep maximum travel efficiency.
开门时间自动调整 Automatically adjust door opening time	按照层站召唤或轿厢召唤的区别, 自动调整保持开门时间。 Door-open time can be automatically adjusted according to the difference between landing calling or car calling.
本层重新开门 Reopen with hall call	关门途中, 可以按本层站召唤按钮使门重新开启。 In the door shutting process, press reopen with hall call button can restart the door.
即时关门 Express door closing	电梯停站开门到位时, 按下关门按钮, 门立即被关闭。 When the lift stops and opens the door, press door-shut button, the door will be closed immediately.
电梯开门 Car stops and door open	电梯减速平层, 直到完全停稳后才开门。 The lift decelerates and levels, the door only opens after the lift comes to a complete stop.
指令登记删除 Command register cancel	如按错了轿内楼层指令按钮, 只要把同一按钮连续按两次, 就可取消已登记指令。 If you press the wrong floor command button in the car, twice continuous pressing of same button can cancel the registered command.
直接停靠 Direct parking	完全根据距离原则, 平层无爬行, 大大提高了运行效率。 It completely accords with distance principle with no crawling in the leveling. It greatly enhances the travel efficiency.
光幕保护 Photocell protection	门开启和关闭期间, 用覆盖整个门高度的红外光探测乘客和物体的门保护装置。 In the door open and shut period, infrared light that covers the whole door height is used to probe the door protection device of both the passengers and objects.
指定停靠 Designated stop	由于某种原因, 电梯在目的层无法开门, 电梯将关门运行至下一指定层楼。 If the lift can not open the door in the destination floor out of some reason, the lift will close the door and travel to the next designated floor.
超载停梯 Overload holding stop	轿厢超载时, 鸣响蜂鸣器并停止于该层站。 When the car is overload, the buzzer rings and stops the lift in the same floor.
防止失速内部计数器保护 Anti-stall timer protection	由于曳引钢丝绳打滑而无法正常运行时, 电梯停止运行。 The lift stops operation due to slippery traction wire rope.
启动保护控制 Start protection control	电梯启动后在指定的时间内, 没有离开门区, 电梯停止运行。 If the lift does not leave door zone within the designated time after it gets started, it will stop the operation.
检修操作 Inspection operation	当进入检修状态时, 轿厢以低速点动运行。 When the lift enters into inspection operation, the car travels at inching running.
故障自诊断 Fault self-diagnosis	控制器可记录最新的62个故障, 以便快速排除故障, 迅速恢复电梯运行。 The controller can record 62 latest troubles so as to quickly remove the trouble and restore the lift operation.
电梯门重复开关 Repeated door closing	有时因阻碍或干扰, 电梯门未能关闭, 电梯门会重复打开或关闭, 直到杂物被清除。 If the lift can not close the door due to certain obstacle or interference, the lift will reopen or re-shut the door until sundries are eliminated.
上下越层及上下极限保护装置 Up/down over-run and final limit protection	该装置可有效地防止当电梯万一发生失控时的冲顶或撞底现象, 使电梯更安全可靠。 The device can effectively prevent from the lift's surging to the top or knocking the bottom when it is out of the control. It results in the more safe and reliable lift travel.
下行超速保护装置 Down over-speed protection device	当电梯下降运行的速度超过额定速度的1.2倍时, 该装置自动切断控制电源, 使电机停止运转以阻止电梯超速下行; 如电梯继续超速下行, 其速度超过额定速度的1.4倍时, 安全钳动作, 强制电梯停止运行, 确保安全。 When the lift downs 1.2 times higher than the rated speed, this device will automatically cut off control mains, stop the motor running so as to stop lift down at over-speed. If the lift continues to down at over-speed, and the speed is 1.4 times higher than rated speed, safety tongs act to force the lift stop in order to ensure the safety.
上行超速保护装置 Upward over-speed protection device	当电梯上行的速度超过额定速度的1.2倍时, 该装置自动将电梯减速或制停。 When the lift ups 1.2 times higher than rated speed, the device will automatically decelerate or brake the lift.
轿内及层站微动指令按钮 Micro-touch button for car call and hall call	轿内操纵箱指令按钮及层站召唤按钮采用新型微动型按钮。 Novel micro-touch button is used for operation panel command button in the car and landing calling button.
轿内层楼、方向指示 Floor and direction indicator inside car	轿内显示电梯所在层楼及当前运行方向。 The car shows the lift floor location and current travel direction.
层站层楼、方向指示 Floor and direction indicator in hall	层站显示电梯所在层楼及当前运行方向。 The landing shows the lift floor location and current travel direction.

### 标准功能

### Standard Function

功能名称 Function name	功能说明 Function elucidation
应急照明 Emergency car lighting	停电时, 自动打开轿内应急照明。 Emergency car lighting automatically activated once power failure.
点动运行 Inching running	当进入紧急电动状态时, 轿厢以低速点动运行。 When the lift enters into emergency electric operation, the car travels at low speed inching running.
五地通话装置 Five way intercom	通过对讲机, 可让轿内、轿顶、电梯机房、井道底坑、救援值班室之间通话。 Communication amid car, car top, lift machine room, well pit and rescue duty room through walkie-talkie.
警铃 Bell	紧急时, 连续按下轿内操纵箱上的警铃按钮, 安装于轿厢顶上的电铃会鸣响。 In emergency conditions, if bell button above car operation panel is continuously pressed, electric bell rings on top of the car.
消防返回 Fire emergency return	启动基站或监控屏上的钥匙开关, 所有召唤均被取消, 电梯立即驶往基站层停靠, 并自动开门。 If you start key switch in main landing or monitor screen, all the callings will be cancelled. The lift directly and immediately drives to the main floor and automatically opens the door.
轿厢风扇/照明自动开关 Car ventilation, light automatic shut off	在规定的时间内没有召唤或指令信号, 轿厢内的风扇和照明会自动关闭, 以节能。 If there is no calling or command signal within the stipulated time, the car fan and lighting will be automatically closed in order to save the energy.
轿厢到站钟 Car arrival gong	装于轿顶的电子钟的钟声告知候梯的乘客电梯已到达。 Arrival tong in the car top announces that the passengers arrive.
基站锁梯 Main floor key switch	通过钥匙开关, 电梯可以被召唤到基站(服务完成后), 并自动退出服务。 The lift can be called to main landing (after finishing the service) through the key switch and automatically exists the service.

### 选配功能

### Optional Function

功能名称 Function name	功能说明 Function elucidation
停电应急平层 Leveling when power failure	正常电源断电时, 充电式电池提供电梯电源, 电梯驶往最近层站。 In normal power failure, the chargeable battery supplies the lift power. The lift drives to the nearest landing.
防捣乱 Anti-nuisance	当电梯轻载时出现超过三个指令时, 为避免不必要停靠, 轿厢内已登记的召唤将全部自动消除。 In the light lift load, when three more commands appear, in order to avoid the unnecessary parking, all the registered callings in the car will be cancelled.
提前开门 Open the door in advance	电梯减速进入开门区域, 自动开门, 提高运行效率。 When the lift decelerates and enters into door open zone, it automatically opens the door to enhance the travel efficiency.
群控功能 Group control	用于三台或三台以上同型号电梯成组控制时使用, 使梯群能自己选择最合适的应答, 避免电梯重复停梯, 缩短乘客候梯时间, 提高运行效率。 When three or more same model lift groups are controlled in use, the lift group can automatically choose the most appropriate response. It avoids the repeated lift parking, reduces the passengers' waiting time and increases the travel efficiency.
并联功能 Duplex control	用于两台同型号电梯, 通过电脑的调度来统一响应召唤信号, 以最大限度地减小乘客的候梯时间, 以提高运行效率。 Two sets of same model lifts can unanimously respond the calling signal through the computer dispatch. In this way, it reduces the passengers' waiting time to the greatest extent and enhances the travel efficiency as well.
上班高峰服务 On-duty peak service	在预定上班时间内, 基站向上的运输特别繁忙时, 向基站不断派梯以满足上班时高峰需要。 Within the preset on-duty time, upward transport from the home landing is extremely busy. The lifts are continuously dispatched to the home landing in order to satisfy on-duty peak service.
下班高峰服务 Off-duty peak service	在预定下班时间内, 向顶层派梯满足下班时高峰需要。 Within the preset off-duty period, the lifts are continuously dispatched to top floor in order to satisfy off-duty peak service.
开门时间延长 Door open time extending	按轿厢内的专用按钮, 可使门在一段时间内保持开门状态。 Press special button in the car, the lift door keeps open for certain period of time.
语音报站 Voice announcer	在正常运行到站的情况下, 利用语音装置告知乘客有关信息。 When the lift normally arrives, voice announcer informs the passengers about the relevant information.
轿厢副操纵箱 Car assistant operation box	用于大载重量电梯或候梯人群稠密大楼中的电梯, 以便让轿厢内更多的乘客方便使用。 It is used in the large loading weight lifts or the lifts with crowded passengers so that more and more passengers can use the car.
残疾人操纵箱 Operation box for the handicapped	便于让轿厢内坐轮椅的乘客及视觉障碍的乘客方便使用。 It is convenient for the wheelchair passengers and those who have vision problems.
IC卡控制功能 IC card control function	所有(部分)层站须经授权, 方可通过IC卡输入轿厢指令运行电梯。 All (partial) landings can only input car commands through IC Card after the authorization.

## 以诚为德，用心服务

德尔夫电梯以客户为本，诚信服务，用心诠释品质。从售前、到电梯安装以及售后维保，全程提供最贴心的精细化服务，努力将服务做得更好，领先服务赢得了客户青睐。

## Sincerity as the moral, whole-hearted in service

Delfar elevator is customer-oriented, serve sincerely and interpret quality by heart. From before sales to elevator installation and after sales maintaining, we provide the most considerate and elaborate service during the whole process. We try our best to make our service much better, and that has wined mass of customers.



### Concentration—24-hour at your service

Delfar has built up an in time, fast and efficient 24-hour emergency repair service network to give you satisfied service.

### 专心——全天候24小时，为您守候

德尔夫建立了及时、快速、高效的24小时急修服务网络，全天候为您提供满意服务。

### Elaboration— Careful training as for perfect running

To let the elevator serve you better, we will provide free training at the installing site. Thus, you can be familiar with the products faster, understand the fixing and maintaining techniques and extend the using durability of the equipment scientifically.

### 细心——悉心培训，旨在完美运行

为使电梯更好服务于您，我们将在安装现场免费提供培训，帮助您更快熟悉产品、了解产品的维修、保养技能，科学延长设备使用寿命。



### Patience—regular maintenance, everlasting service

德尔夫的服务贯穿电梯的整个生命周期，因此我们从制造、安装、维修、保养都为您完美解决。我们每月一次派专职人员进行设备的维护、保养工作，确保电梯长期安全运行，更好服务您的楼宇。

### Patience—regular maintenance, everlasting service

The service of Delfar is through the whole life periods of the elevator, so we will be responsible for the manufacture, installation, fixing and maintenance. We will send professional supervisor to repair and maintain the elevator every month to ensure the long running of the elevator and better service for your buildings.