

全国免费服务热线
National Free Service Hotline

400-8813-578

DEIFAR
德尔法电梯



德尔法电梯有限公司
Delfar Elevator Co.,Ltd.

地址：浙江省湖州市环渚路915号
Add: No.915, Huanzhu Road, Huzhou, Zhejiang, China
电话(Tel): +86-572-2090666(Chinese Speaking)
+86-572-2235922(English Speaking)
传真(Fax): +86-572-2090505(Chinese)
+86-572-2235912(English)
邮编(PC): 313000
E-mail: delfar@delfar.cn
Http://www.delfar.cn

本印刷品仅供参考。本印刷品所载信息就产品及其特殊用途之适用性、适用性、品质或任何采购协议条款不构成任何明示或暗示的担保或承诺。
The printed products are for reference only. The company has the right to change the designs and specifications of the products at any time. The information contained in the printed products does not constitute any express or implied guarantees or commitments for the products and its applicability, merchantability, and quality of special purposes, or any terms of Procurement Agreement.

2016年1月版

ESCALATOR / MOVING WALK

自动扶梯
自动人行道

Delfar lifts you UP
世界向前，科技向上

德尔法电梯有限公司
Delfar Elevator Co.,Ltd.

Delfar Elevator-----Safe, Hi-tech, Efficient

德尔夫法电梯 —— 安全 科技 高效

高楼林立的城市，见证着日新月异的时代，
诉说着现代人智慧、创新的故事.....

A city of skyscrapers , witnesses the fast-changing era
Tells the story of modern wisdom and innovation

德尔夫法系列自动扶梯 城市永不停息的“心脏”

它以优雅之姿联通城市骨架，以稳定性能输送川流不息的人潮，
以安全保障系统呵护您的脚踪，以高效的节奏鼓动时代的气息。
当疲乏的旅途结束，拖着行李箱走出车站时，
当提着大包小包的购物袋穿梭于商场时，
因为它的代步，我们轻松享受生活
因为它的运载，我们抵达了心之所向的彼岸。

Delfar series escalator Ceaseless heart beating with city

It connects the cities with graceful gesture; transfers passenger flows
with stable quality; cares your footstep with safe protecting system and
inspires the era's breath with efficient speed. When you dragging your
luggage out of the station after a tiring trip, when you carrying shopping
bags shuttle through the shopping malls, because of it we can enjoy our
lives easily, and because of it we can arrive to the destination where we
pursue.



Company introduction

公司介绍

德尔法电梯有限公司是集电梯设计、制造、销售、安装与维保于一体的专业型电梯企业。公司地理位置极其优越，交通便捷，辐射广阔，以江南为中心，致力成为服务全球的最佳交通解决方案提供商。

公司严格按照ISO9001质量体系标准和欧洲标准组织生产，配备了世界一流的全套数控加工设备、机器焊接等自动化装备和精密的检测仪器，并依托全球领先的电梯控制技术，确保了产品品质的精湛卓绝，打造了无与伦比的电扶梯精品，奠定了企业雄厚的制造实力。

公司为满足客户多样化的需求，开发了乘客电梯、观光电梯、病床电梯、家用电梯、载货电梯、汽车电梯、小机房电梯、无机房电梯、自动扶梯和自动人行道等系列产品，并凭借其完善的全球化市场服务网络，为世界建筑楼宇提供了安全、科技、高效的解决之道，赢得了众多客户的信赖，建立了品牌极高的知名度和美誉度。

Delfar Elevator Co., Ltd. is a specialized elevator enterprise that designs, manufactures, sells, installs, maintains the elevators. The company enjoys a predominant geographical location, convenient transportation, broad market. Centered on Jiangnan, Delfar is committed to become the best transportation service solution provider of the globe.

The company strictly accords with the ISO9001 Quality System and European standard to organize the manufacture. Equipped with a full set of world-class numerical control machining equipment, automation equipment including welding machine and precise detecting instrument, relied on advanced world's leading elevator control technology, the company ensures excellent quality and creates incomparable elevators and escalators, which lays the foundation of solid manufacturing strength.

In order to satisfy customer's diversified requirements, we produce Passenger elevator, Observation elevator, Bed elevator, Home elevator, Freight elevator, Car elevator, SMR elevator, MRL elevator, Escalator and Moving walk etc. With perfect global marketing services network, Delfar provides a safe, technological, high efficient solution to the buildings of the world and wins the trust of numerous customers, establishing high popularity and reputation of the brand.

公司以客户为本，关注从设计、制造、安装到维保服务的整个电梯生命周期，为此，从人才出发，建立了专业型的人才体系和严谨科学的管理体系，采用了集CAD、CAM、ERP为一体的综合网络管理系统和“5S1A”的现场管理模式，为全球客户提供持续创新的产品解决方案和服务。

未来，德尔法电梯将继续秉承“互惠共赢”的价值观和“诚信经营、不断进取、奉献社会”的经营理念，竭诚为客户提供尽善尽美的运载产品和服务，成为客户的信赖伙伴。

Customer oriented, the company pays attention to the whole life cycle of lift from design, manufacture, installation to maintenance service. For this reason and based on talent, the company establishes a professional talent system and rigorous and scientific management system. With comprehensive network management system which integrates CAD, CAM, ERP into one and "5S1A" site management mode, the company provides continuous innovative product solutions and services to the global customers.

In the future, Delfar elevator will continue to adhere its value "mutually-beneficial and win-win cooperation" and business ideas "honest Management, Continuous progress and dedicate to society", Wholeheartedly provide customers with perfect transport products and services, becoming a reliable partner with our customer.



ESCALATOR

自动扶梯

德尔法依据现行欧洲标准和中国标准，采用了时尚新颖的设计风格，应用新型材料和先进技术，打造了科技与艺术完美相融合的自动扶梯系列产品。其中，35度的扶梯为您节省占地空间，30度的扶梯为您提供绝佳的运行舒适感，随时随地都能完美服务于商场、超市、地铁、机场等客流量大的场所。

Delfar has been manufactured according to the standard of Europe and China. We apply fashionable and novel design style, new materials and advanced techniques to produce escalator series which is combined with technology and art perfectly. Among which the 35° ones can save space for you and the 30° ones can give you excellent conveying comfort. Delfar escalators will serve you wonderfully at shopping malls, supermarkets, subways, airports and any other places with large passenger flows at any time.

完美科技，让城市流动不息 Perfect technology, let city flowing



控制柜内故障显示器，实时监控运行状况，及时记录并显示故障代码。
Fault display in control cabinet, which can monitor the operation process at real time and can record and display fault code in time.



可选配的变频驱动控制，根据客流量自动控制运行速度，节能效果显著。
Optional variable frequency drive controller can control the operating speed according to the number of the passenger flow automatically, and has apparent effect of energy conservation.



滚轮内置滚轴梯级链，降低驱动运行时的噪音，使运行更加平稳和宁静。
The built-in roll step chain in roller can reduce the noise made by drive when operating, which makes the conveying more stable and peaceful.

黄色安全边框、全不锈钢梯级设计，带给乘客无微不至的呵护。
Yellow safety borders and all stainless steel step design will bring passengers meticulous care.



MOVING WALK

自动人行道

德尔法为解决城市交通客流集中的问题，精心考量建筑布局和乘载者的心理需求，引进世界先进的制造技术和设计理念，开发了实用功能与视觉装饰效果兼具的自动人行道系列产品，为商场、车站、码头、航空港、购物中心、娱乐中心、展览馆等创造了平稳舒适的运行体验。

To solve the problem of city's traffic and passenger centralization, Delfar carefully considered the layout of buildings and the psychological needs of passengers, and introduced advanced manufacturing technology and design ideals. We developed and manufactured moving walks series products which combined practical functions and decorative visual effects, which afford stable and comfortable conveying experience for the shopping malls, stations, docks, airports, shopping centers, recreation centers, galleries etc.



稳健之路，连通彼岸

Stable ways, connect the other side

专用主机，独有的安全保护功能，提高效率，运行更平稳。

Special traction machines with peculiar safety protection function which can improve efficiency and make the run more stable.

微机控制系统全面监控自动人行道的运行状态，消除运行隐患，减少维护时间。

Micro-computer control system monitors the running conditions of moving walk comprehensively, so as to find and remove any hidden danger of security and reduce maintaining time.

平行式扶手驱动装置，降低摩擦损耗，减少电耗。

Parallel handrail drive device can reduce friction and electricity loss.

选配的红外感应装置自动检测自动人行道空载运行，转入节能模式，降低能耗10~40%。

The optional photo-cell sensor device can detect the no-load running of moving walk automatically and transfer to energy saving mode, which will save 10-40%energy.

防滑槽设计，大大提高短踏板防滑性能与乘客的舒适性能。

The design of skid-resistant channel greatly improves the skid-resistance and passengers' comforts.

小倾斜梳齿的人性化设计，便于购物手推车的便捷出入。

The user-friendly design of the small tilt comb will be convenient for the shopping cart in and out.

采用具有负载能力强的角钢结构，提高整机运行稳定性，延长使用寿命。

Apply angle steel structure with strong load capacity which can improve the stability of the whole machine, and extend the using durability.




SAFETY SYSTEM 安全系统



围裙毛刷
Skirt panel brush

在围裙板和梯级之间装有刷子使乘客的鞋子不会碰到围裙板。

The brush that has been installed between the skirt panel and the step will prevent the shoes of passengers from touching the skirt panel.



梯级照明
Step illumination

扶梯上下端，梯级下部装有照明以提醒乘梯人注意安全。

Illumination exists in the upper and lower ends of the escalator, in the lower part of the step in order to remind the passengers of the security matters.



紧急停止按钮
Emergency stop button

当按下该按钮时，自动扶梯（自动人行道）将停止运行。

When the button has been pressed down, the escalator (moving walk) will be stopped for running.



梯级链断裂保护装置
Step-chain breaking protector

当梯级链被过度拉伸或断裂时，自动扶梯（自动人行道）将自动停止运行。

When the step-chain has been over-stretched or it is broken, the escalator (moving walk) will be automatically stopped for running.



紧急制动装置
Emergency brake device

当电力不足或任一安全装置动作时，制动装置将通过弹簧弹力作用使制动功能生效，使自动扶梯（自动人行道）停止运行。

When the electric force falls short of supply or it acts any of the safety device, the brake function goes into effect by the safety device through the spring resilience action, the escalator (moving walk) stopped for running accordingly.



驱动链断裂保护
Drive-chain breaking protection

当驱动链被过度拉伸或断裂时，自动扶梯（自动人行道）将自动停止运行。

When the drive-chain has been over-stretched or it is broken, the escalator (moving walk) will automatically stop for running.



梯级（踏板）下陷保护装置
Step (tread) sunk protection device

当发现梯级有异常的弯曲时，自动扶梯（自动人行道）会在梯级进入梳齿板前停止运行。

When there is abnormal step bending, the escalator (moving walk) will be stopped for running before the step entering into the comb plate.



梯级测速装置
Step speed detector

如果扶手带速度比梯级慢于一定百分比，自动扶梯（自动人行道）将停止运行。

When the handrail speed versus step is slower than certain percentage, the escalator (moving walk) will be stopped for running.




FUNCTIONAL CONFIGURATION

功能配置

选配功能

Optional function



自动加油 Automatic oiling

微电脑控制自动加油润滑系统，实现了在自动扶梯运行过程中给传动链理想的自动润滑，不仅减轻了日常维保工作量，而且可以延长传动机构的使用寿命。

PLC control automatic oiling and lubricating system fulfills the ideal automatic lubrication to the transmission chain during the running process of the escalator. It not only reduces the daily repair and maintenance word load, but also prolongs the service life of the driving mechanism.

自动启用/停止运行装置

Automatic start / stop travel device

传感器位于楼层板附近以检测接近的乘客，并且自动开始运行，当所有乘客离开后运行会自动停止。

The sensor is near the floor plate to detect the approaching passengers and it will start automatically. It will automatically stop when all the passengers leave the lift.



围裙照明或LED照明 Skirting lighting or LED lighting

沿着梯级运行轨迹流线型的围裙板照明光线，在运行时不仅维持了光束的美观大方，同时又强调了扶梯在整幢大楼中的可见度并使乘客的乘坐更加舒心和安全。

The streamline skirting lighting along the step running orbit not only preserves the nice and elegant beams, but also emphasizes the visible escalator during the running in the whole building. It brings about the more cozy and secure riding for vast passengers.

运行方向指示

Running direction indication

运行方向和禁行显示标识置于扶手带出入口处，以显而易见的运行或禁行指示，确保乘客安全自如地乘坐。

The running direction and forbidden display mark have been placed in the inlet and outlet of the handrail. The obvious running or forbidden instruction ensures the safe riding of the passengers with great ease.




扶手照明 Handrail illumination

扶手照明安装在扶手支架内，柔和的光线为运行中的自动扶梯增添了几分灵气。

The handrail illumination has been installed in the handrail support. The gentle light adds charm to the running escalator.

扶手带颜色

Handrail color



标配功能 Standard function

1. 缺相、错相保护 Lack of phase, error phase protection

功能说明 Description of functions

如直发生缺相或错相，自动扶梯（自动人行道）将自动停止。
If lack of phase or error phase has been checked out, the escalator (moving walkway) will automatically stop the operation.

2. 马达超载保护 Motor over-load protection

电流超过额定电流的15%则扶梯自动停止运行。
When the current exceeds 15% of the current rating, the escalator will automatically stop the operation.

3. 电器回路保护 Electrical appliance loop protection

提供自动电路断开装置以保护自动扶梯（自动人行道）的电路和电源部件。
It offers the automatic circuit disconnecting device to protect the circuit and mains components of the escalator (moving walkway).

4. 扶手带入口保护 Handrail inlet protection

当外物被夹在扶手带入口时，自动扶梯（自动人行道）会自动停止运行。
When some foreign substance has been clipped in the handrail inlet, the escalator (moving walkway) will automatically stop the operation.

5. 梳齿板安全保护装置 Comb plate safety device

当外物被夹入梳齿时，自动扶梯（自动人行道）将自动停止运行。
When some foreign substance has been clipped in or between the combs, the escalator (moving walkway) will automatically stop the operation.

6. 梯级塌陷保护装置 Step sagging protection device

当发现梯级有异常的弯曲时，自动扶梯（自动人行道）会在梯级进入梳齿板前停止运行。
When there is abnormal step bending, the escalator (moving walkway) will stop the operation before the step entering into the comb plate.

7. 驱动链断裂保护 Broken drive-chain safety device

当驱动链被过度拉伸或断裂时，自动扶梯（自动人行道）将自动停止运行。
When the drive-chain has been over-stretched or it is broken, the escalator (moving walkway) will automatically stop the operation.

8. 梯级链断裂保护 Broken step chain protection

当梯级（板）链被过度拉伸或断裂时，自动扶梯（自动人行道）将自动停止运行。
When the step (plate) chain has been over-stretched or it is broken, the escalator (moving walkway) will automatically stop the operation.

9. 超速保护 Over-speed protection

当自动扶梯（自动人行道）超速，将自动停止运行。
When there is over-speed to the escalator (moving walkway), it will automatically stop the operation.

10. 非操作逆转保护 Direction reversal protection

当逆转操作而违反了预定的运行方向，自动扶梯（自动人行道）将自动停止运行。
When it comes the unintentional reversal of the direction of travel, the escalator (moving walkway) will automatically stop the operation.

11. 警界线 Security line

黄色合成树脂警界线位于自动扶梯踏板的前部和两边，以防止乘客踏入相邻梯级的边缘及梯级和围裙板之间，在梯级两边的警界线高于踏板表面（自动人行道提供可选黄色喷漆警界线）。
The yellow synthetic resin security line is located in the front position and two sides of the escalator tread so that the passengers will not tread in-between the edge of the adjacent step and the lift group lengthened skirt panel. The security line on both sides of the step is higher than the tread surface. (The moving walkway offers the selective yellow spray-painted security line.)

12. 紧急停止按钮 Emergency stop button

当按下该按钮时，自动扶梯（自动人行道）将停止运行。
When the button has been pressed down, the escalator (moving walkway) will stop the operation.

13. 围裙板保护 Skirt panel protection

当外物被夹在围裙板和梯级之间时，自动扶梯（自动人行道）将自动停止运行。
When some foreign substance has been clipped in between the skirt panel and the step, the escalator (moving walkway) will automatically stop the operation.

14. 制动器保护 Brake protection

当电力不足或任一安全装置动作时，制动装置将通过弹簧弹力作用使制动功能生效，使自动扶梯（自动人行道）停止运行。
When the electric force falls short of supply or it acts any of the safety device, the brake function goes into effect by the safety device through the spring resilience action. In this way, the escalator (moving walkway) stops the operation.

15. 检修安全开关 Safety inspection switch

检修保养时，防止扶梯启动的安全装置。
It is a safety device to prevent from the escalator starting during the inspection and maintenance.

16. 梯级照明 Step illumination

扶梯上下端，梯级下部装有照明以提醒乘客注意安全。
Illumination exists in the upper and lower ends of the escalator, in the lower part of the step in order to remind the passengers of the security matters.

17. 启动警铃装置 Alarm bell starting device

扶梯启动时警铃响起，以提醒乘客安全。
The alarm bell rings when it starts the escalator in order to remind the passengers of the security matters.

18. 扶手带断裂保护装置 Control device for handrail breakage

当扶手带断裂时，自动扶梯将停止运行。
When the handrail is broken, the escalator will automatically stop the operation.

19. 围裙板刷 Skirt panel brush

在围裙板和梯级之间装有刷子使乘客的鞋子不会碰到围裙板（不仅限于自动扶梯）。
The brush that has been installed between the skirt panel and the step will prevent the passengers from touching the skirt panel. (It is not merely restricted to the escalator.)

选配功能 Option functions

20. VVVF变频控制技术 VVVF variable frequency energy-saving system

功能说明 Description of functions

选用频率变换器后，能有效的降低能源消耗。
When chooses the frequency converter, it can effectively reduce the energy consumption.

21. 梳齿照明 Comb illumination

照明被安装在靠近梳齿板旁的围裙板上，为梯级和梳齿板提供照明以便乘客安全的乘坐自动扶梯。
The illumination has been installed in the skirt panel near the comb plate. It offers the lighting for the step and the comb plate. It is more convenient for the passengers to up and down the escalator.

22. 扶手照明 Handrail illumination

扶手照明安装在扶手支架内，柔和的光线为运行中的自动扶梯增添了几分灵气。
The handrail illumination has been installed in the handrail frame. The gentle light adds charm to the running escalator.

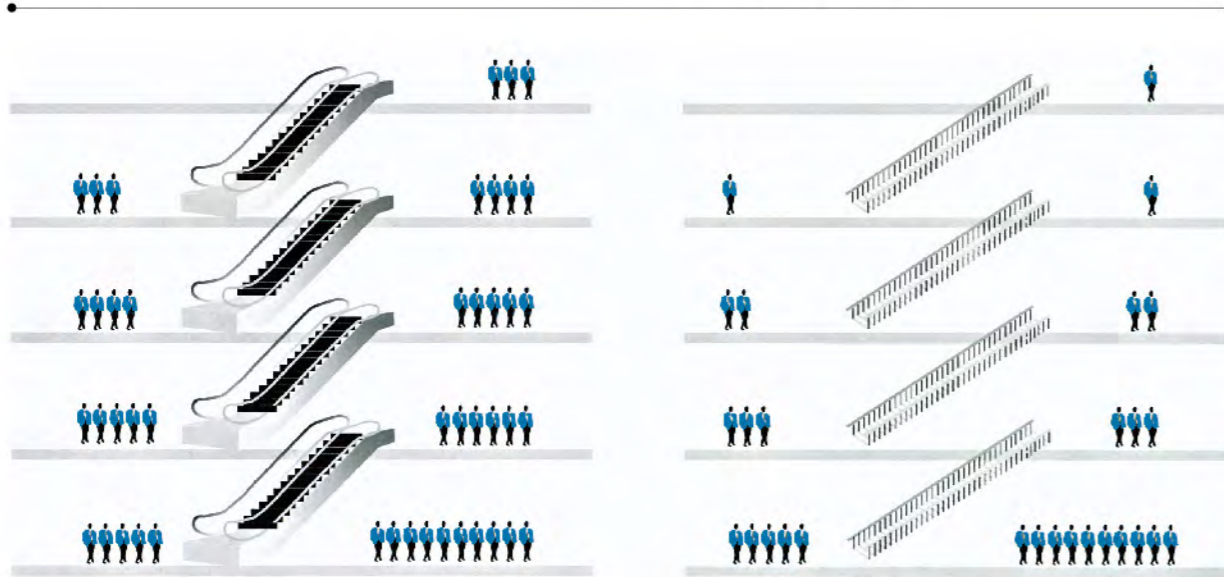
23. 自动启动/停止 Automatic start / stop

位于楼层板附近的红外线传感器可以检测到进入楼层板的乘客，并自动开始运行，当所有乘客离开后会自动停止运行，以节约能耗。
有扫描传感器和传统的导向杆方式可供选择。
The infrared ray sensor which is near the floor plate can detect the passenger that enter into the floor plate. Then it will automatically start the operation. After all the passengers leave, it will automatically stop the operation again in order to save the energy loss. Scanning sensor and traditional guide rod are available for your choice.

ARRANGEMENT PLAN

布置方案

自动扶梯 Escalators

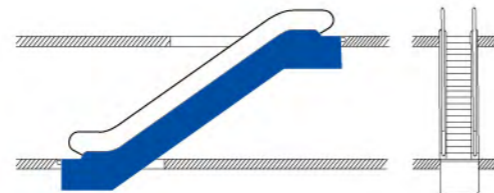


普通楼梯 Ordinary staircase

单台扶梯 Single unit

采用单台扶梯连接两个层面。它适合客流量主要朝一个方向流动的大楼。可作灵活的调整以满足乘客流动的需要（例如：早晨上行，晚上下行）。

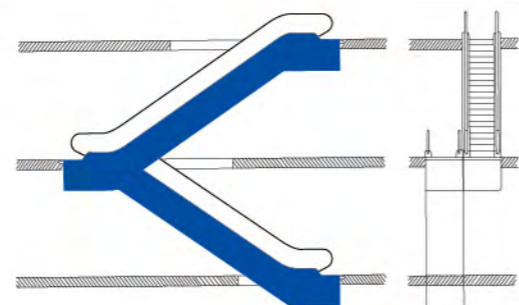
The single unit used to link two levels. It is suitable for buildings with passenger traffic flowing mainly in one direction. Flexible adjustment to traffic flow (e.g., up in the morning and down in the evening) is possible.



连续布置式（单向交通） Continuous arrangement (one-way traffic)

这种布置方式主要用于小型百货商店，以连续三个销售楼层。这种布置比断续布置所需要的空间要多一些。


This arrangement is used mainly in smaller department stores to link three sales levels. It requires more space than the interrupted arrangement.



断续布置式（单向交通） Interrupted arrangement (one-way traffic)

这种布置多少会给乘客带来不便，但对商场业主却有利，因为在上行或下行扶梯间以及换乘扶梯间的空间间隔有可能让顾客看到特意布置的广告展品。


This arrangement is somewhat inconvenient for users, but advantageous for department store owners, since the short detour to the next unit and the spatial separation between up and down travel is ideal for leading customers past strategically placed advertising displays.



平行断续布置式（双向交通） Parallel, interrupted arrangement (two-way traffic)

这种布置方式主要用于客流量较大的商场和公交设施。当有三台或三台以上自动扶梯时，就应有可能按照客流改变运动方向。这种布置方式比较经济，因为这样无需内侧挡板。

This arrangement is used mainly in department stores and public transport buildings with a heavy traffic volume. When there are three or more escalators, it should be possible to reverse the traveling direction according to the traffic flow. This arrangement is economical, since no inner lateral claddings are required.



交叉连续布置式（双向交通） Crisscross, continuous arrangement (two-way traffic)

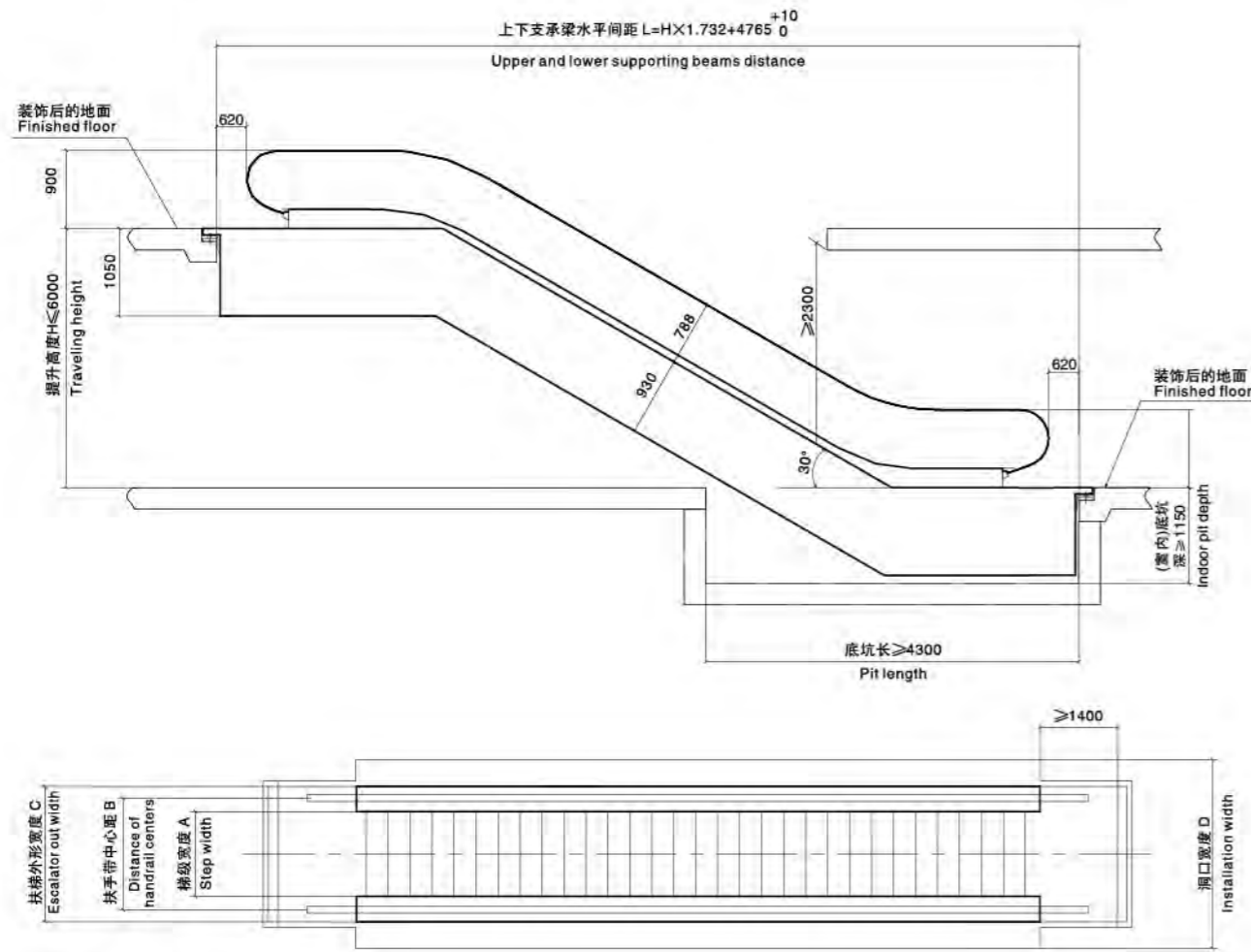
这种布置方式主要用于大型百货商场、公共建筑和公共交通场所，这些地方的楼层之间的运送次数应保持尽可能地少。

This arrangement is used mainly in major department stores, public buildings and public transport buildings where transport times between several levels should be kept to a minimum.



30° ESCALATOR CONSTRUCTION PARAMETERS

30° 自动扶梯土建参数



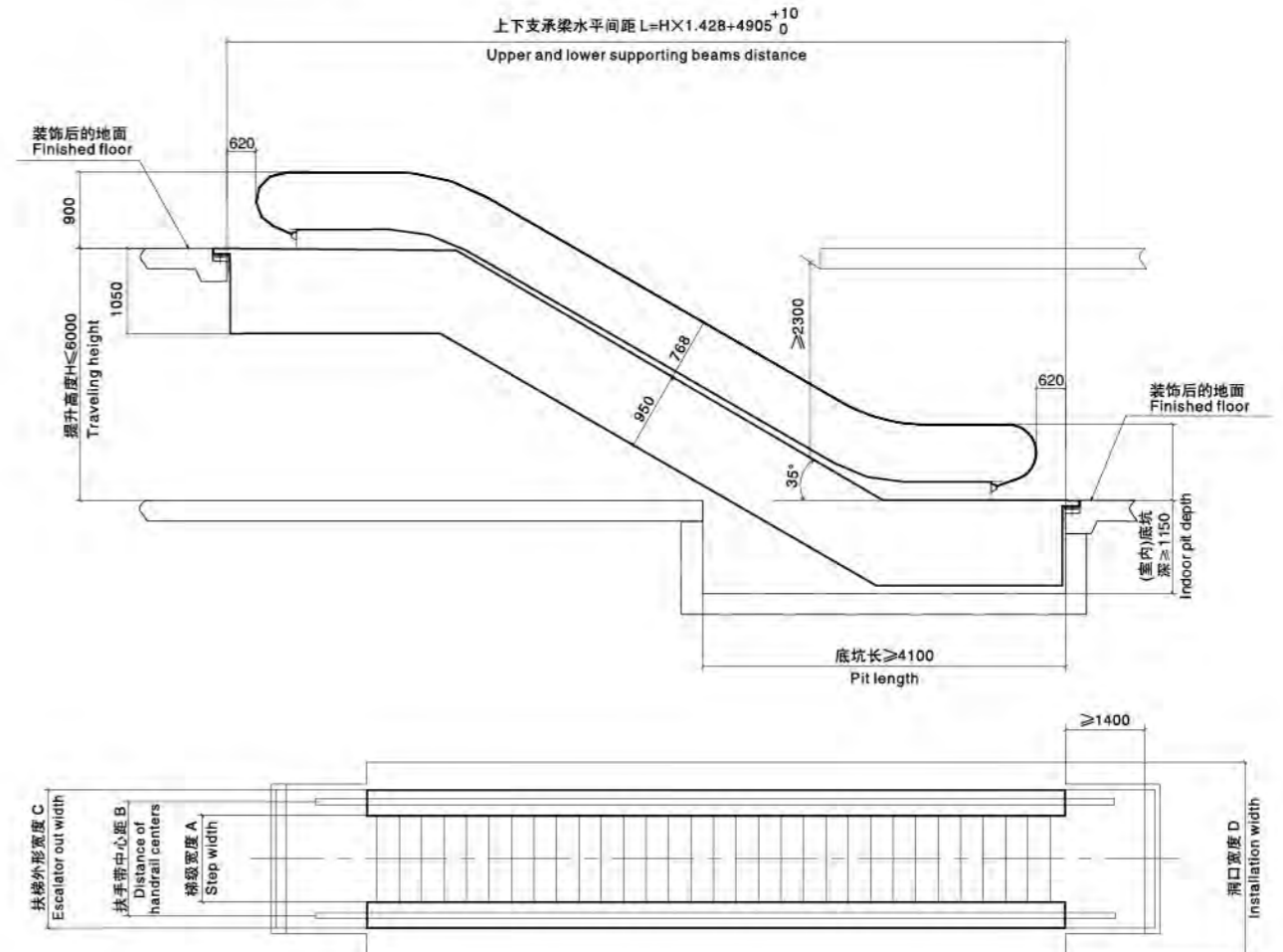
参数表 Specifications

型号 Model	提升高度H (mm) Traveling height	名义速度 (m/s) Nominal speed	最大输送能力(人/h) Maximum delivery capacity	倾斜角 Inclination	水平梯级 (节) Flat step num.	驱动主机 功率(kW) Motor power	A(mm)	B(mm)	C(mm)	D(mm)
DE (600/30°)	3000 ≤ H ≤ 6000	0.5	3600	30	2	8	600	838	1200	≥ 1260
	6000 < H ≤ 7000					15				
	7000 < H ≤ 8500					2X11				
	8500 < H ≤ 12500					2X15				
DE (800/30°)	3000 ≤ H ≤ 5000	0.5	4800	30	2	8	800	1038	1400	≥ 1460
	5000 < H ≤ 6000					11				
	6000 < H ≤ 7000					15				
	7000 < H ≤ 8500					2X11				
	8500 < H ≤ 12500					2X15				
DE (1000/30°)	3000 ≤ H ≤ 4500	0.5	6000	30	2	8	1000	1238	1600	≥ 1660
	4500 < H ≤ 6000					11				
	6000 < H ≤ 7000					15				
	7000 < H ≤ 8500					2X11				
	8500 < H ≤ 12500					2X15				

Note: only for reference, final manufacture please follow drawing.
When step width is 600mm, horizontal section of upper truss shall be lengthened.
注:上述尺寸供设计参考,具体尺寸以合同签约时提供的土建图为准。
梯级宽度为600mm时,桁架上部水平段需加长。

35° ESCALATOR CONSTRUCTION PARAMETERS

35° 自动扶梯土建参数



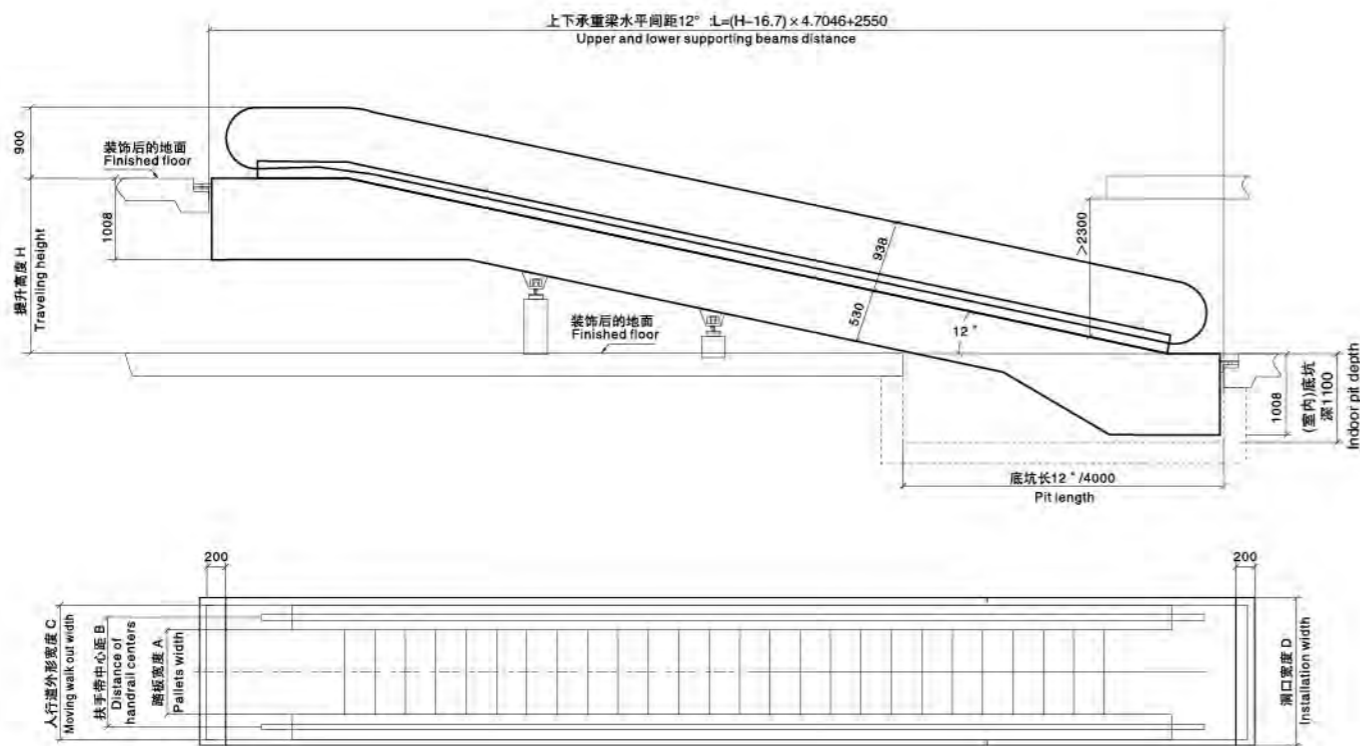
参数表 Specifications

型号 Model	提升高度H (mm) Traveling height	名义速度 (m/s) Nominal speed	最大输送能力(人/h) Maximum delivery capacity	倾斜角 Inclination	水平梯级 (节) Flat step num.	驱动主机 功率(kW) Motor power	A(mm)	B(mm)	C(mm)	D(mm)
DE (600/35°)	3000 ≤ H ≤ 6000	0.5	3600	35	2	8	600	838	1200	≥ 1260
	6000 < H ≤ 7000					15				
	7000 < H ≤ 8500					2X11				
	8500 < H ≤ 12500					2X15				
DE (800/35°)	3000 ≤ H ≤ 5500	0.5	4800	35	2	8	800	1038	1400	≥ 1460
	5500 < H ≤ 6000					11				
	6000 < H ≤ 7000					15				
	7000 < H ≤ 8500					2X11				
	8500 < H ≤ 12500					2X15				
DE (1000/35°)	3000 ≤ H ≤ 4500	0.5	6000	35	2	8	1000	1238	1600	≥ 1660
	4500 < H ≤ 6000					11				
	6000 < H ≤ 7000					15				
	7000 < H ≤ 8500					2X11				
	8500 < H ≤ 12500					2X15				

Note: only for reference, final manufacture please follow drawing.
When step width is 600mm, horizontal section of upper truss shall be lengthened.
注:上述尺寸供设计参考,具体尺寸以合同签约时提供的土建图为准。
梯级宽度为600mm时,桁架上部水平段需加长。

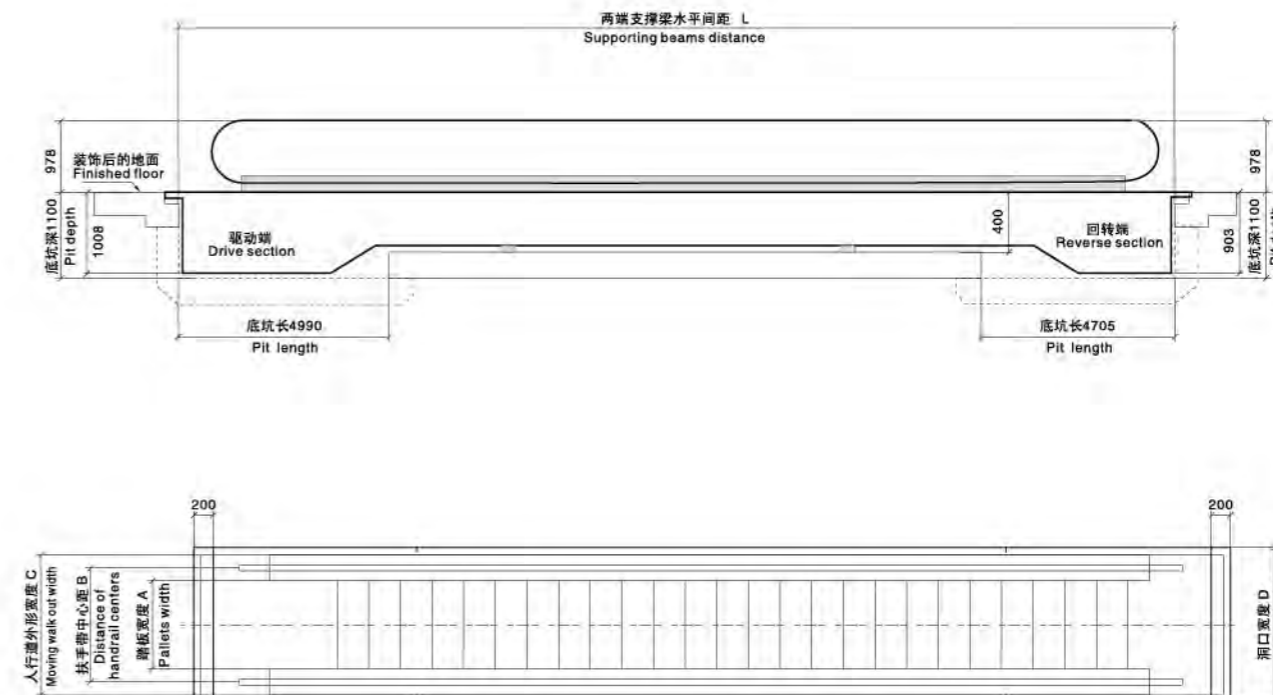
12° MOVING WALK CONSTRUCTION PARAMETERS

12° 自动人行道土建参数



0° MOVING WALK CONSTRUCTION PARAMETERS

0° 自动人行道土建参数



参数表 Specifications

型号 Model	提升高度H (mm) Traveling height	名义速度 (m/s) Nominal speed	最大输送能力(人/h) Maximum delivery capacity	倾斜角 Inclination	驱动主机功率(KW) Motor power	A(mm)	B(mm)	C(mm)	D(mm)
DM (800/12°)	1000 ≤ H ≤ 3800	0.5	6750	12	1 × 7.5	800	1038	1400	≥ 1460
	3800 < H ≤ 6000				1 × 11				
	6000 < H ≤ 7600				1 × 15				
	7600 < H ≤ 7800				2 × 11				
DM (1000/12°)	1000 ≤ H ≤ 3000	0.5	9000	12	1 × 7.5	1000	1238	1600	≥ 1660
	3000 < H ≤ 4800				1 × 11				
	4800 < H ≤ 6000				1 × 15				
	6000 < H ≤ 6200				2 × 11				

Note: Only for reference, final manufacture please follow drawing.
注: 上述尺寸供设计参考, 具体尺寸以各型号时提供的土建图为准

参数表 Specifications

型号 Model	输送长度L (mm) Delivery length	名义速度 (m/s) Nominal speed	最大输送能力(人/h) Maximum delivery capacity	倾斜角 Inclination	驱动主机功率(kW) Motor power	A(mm)	B(mm)	C(mm)	D(mm)
DM (800/0°)	80000	0.5	6750	0	5.5	800	1038	1400	≥ 1460
	80000 < L ≤ 130000				8				
	130000 < L ≤ 150000				11				
DM (1000/0°)	70000	0.5	9000	0	5.5	1000	1238	1600	≥ 1660
	70000 < L ≤ 110000				8				
	110000 < L ≤ 150000				11				

Note: Only for reference, final manufacture please follow drawing.
注: 上述尺寸供设计参考, 具体尺寸以各型号时提供的土建图为准